

THE GREAT ADMISSIONS REDESIGN:

# Variation in Implementation Approaches and Early Outcomes in State, System, and Institutional Contexts

March 2026

Mark Duffy and Molly Pileggi

## INTRODUCTION

Lumina Foundation has supported the reshaping and simplifying of the admissions process to transform how potential students apply, enroll, and access institutions through [The Great Admissions Redesign](#). In partnership with the Foundation, Research for Action (RFA) conducted an evaluation of the three implementation grant recipients (California State University (CSU), Illinois Board of Higher Education, and Northern Arizona University (NAU)) to foster learning and continuous improvement. Based on the implementation profiles developed for each grantee and admissions redesign decision points, as well as early student outcomes, the research team has conducted a cross-grantee analysis to explore the three redesign models.

## ADMISSIONS REDESIGNS ACROSS IMPLEMENTATION GRANTEES

Each of the three implementation grantees developed a different admissions redesign to address their goals in the context of their state, system, or institution, and are summarized below:



- California State University (CSU) Direct Admissions:**  
 High school seniors on track to meet college preparatory course requirements with at least a 2.5 GPA are informed of guaranteed admission to the CSU System. They can then apply through the [CaliforniaColleges.edu](https://calcolleges.edu) platform to their preferred CSU campus(es). In fall 2024, the CSU system piloted the Direct Admissions program with 10 of the 22 campuses for all public high school seniors in Riverside County. Starting fall 2027, 16 of the 22 CSU campuses will participate in the program with high schools statewide.



- Illinois One Click College Admit:**  
 For the classes of 2025 and 2026, high school seniors who 1) create a Common App profile, 2) input required information, and 3) meet performance thresholds receive offers of admission and an invitation to complete the remaining steps through Common App. Once students submit their application, institutions verify student information. Starting with the class of 2027, students who complete an online opt-in form as high school juniors will have their contact information and GPA sent to the Illinois Student Assistance Commission (ISAC) by their high schools. ISAC will then determine whether participating students meet the admissions criteria for each participating institution.







- Northern Arizona University (NAU) Universal Admissions:**  
 No applicant is denied access to a bachelor's degree pathway at NAU. Every student who applies is either admitted or automatically accepted to NAU as a transfer student from the community college of their choice when they are ready, without an additional transfer application.



## TYOLOGY ANALYSIS OF ADMISSIONS REDESIGNS

In looking at the three admissions redesigns based on the typology developed as part of our research we see considerable variation, even within multiple iterations in the same state. Each is listed by type in Table 1 and discussed below. As you will see, none of the implementation grantees developed programs characterized as direct admissions, the most extensive type of redesign.

TABLE 1 | Great Admissions Redesign Implementation Grants by Type

ADMISSIONS REDESIGN	TYPE OF REDESIGN AND DEFINITION
<p><b>California State University (CSU)</b> <b>Direct Admissions</b></p>	 <p><b>Informed Admissions:</b> High school students are proactively notified by a state postsecondary agency or system that they will be admitted to at least one four-year institution based on academic criteria (e.g., GPA), but are required to complete an application.</p>
<p><b>Illinois One Click College Admit</b> <b>(Class of 2027 onward)</b></p>	 <p><b>Informed Admissions:</b> High school students are proactively notified by a state postsecondary agency or system that they will be admitted to at least one two- or four-year institution based on academic criteria (e.g., GPA), but are required to complete an application.</p>
<p><b>Illinois One Click College Admit</b> <b>(Class of 2025 &amp; 2026)</b></p>	 <p><b>Self-Reported Admissions:</b> High school students enter limited academic information (e.g., GPA) into an online questionnaire/ portal to determine acceptance.</p>
<p><b>Northern Ariona University (NAU)</b> <b>Universal Admissions</b></p>	 <p><b>Dual Admissions:</b> High school students are jointly accepted to both a two- and four-year postsecondary institution with the understanding that they will transfer to a four-year institution after starting in a two-year institution.</p>

The admissions redesigns utilized several different approaches based on the typology. Both CSU's Direct Admissions program and Illinois' One Click College Admit (starting with the class of 2027) are considered informed admissions. While direct and informed admissions programs are similar in several respects (both include an early admission assurance, proactive notification to students, and application fee waivers), the CSU and Illinois redesigns are informed admissions as they still require students to complete an application.

For the classes of 2025 and 2026 in Illinois, participating high school students entered their GPA into the Common App profile to find out where they have been admitted, making the program *self-reported admissions*. The NAU Universal Admissions program is characterized as *dual admissions* as every student who applies to the university is either directly or alternately admitted through the Universal Admissions program and considered a student of both a community college and NAU.

## ADMISSIONS REDESIGN APPROACHES TO KEY DECISION POINTS

These admissions redesigns can also be analyzed using a set of key decision points, specifically:

- At what **governance level** will the admissions redesign be adopted?
- What, if any, **policy authorization** is needed for the admissions redesign?
- What will be the **scope** of the redesign?
- What **admissions criteria** will be used?
- How can the **student data** be accessed?
- How will students be **notified** of their admission?
- Are you assuring **admission or eligibility** for admission?
- What will the **application process** include?
- Will **opt-in** be required?
- Will **application fees** be waived?

The variations across implementation grantees based on these decision points are displayed in Table 2 and explored in the discussion that follows.

**TABLE 2 | Great Admissions Redesign Implementation Grants by Key Decision Points**

DECISION POINTS	CALIFORNIA STATE UNIVERSITY	ILLINOIS	NORTHERN ARIZONA UNIVERSITY
<b>1. Governance Level</b>	System	State	Institution
<b>2. Policy Authorization</b>	<a href="#">Senate Bill 640</a> (2025)	Public University Direct Admission Program Act <a href="#">HB3522</a> (2025)	Not Applicable
<b>3. Scope</b>	<ul style="list-style-type: none"> <li>• Riverside County Pilot: Public high schools in the county &amp; 10/22 campuses</li> <li>• Statewide Direct Admissions: All public high schools &amp; 16/22 campuses</li> </ul>	<ul style="list-style-type: none"> <li>• Class of 2025 &amp; 2026: Eight regional four-year universities and some community colleges</li> <li>• Class of 2027 onward: Two additional four-year institutions added, as well as all community colleges</li> </ul>	Nine of the 10 community college districts in the state partnering with NAU
<b>4. Admissions Criteria</b>	Common High School GPA threshold and coursework	High School GPA with thresholds that vary by institution	NAU institutional admissions criteria
<b>5. Student Data Access</b>	CaliforniaColleges.edu (state funded comprehensive digital platform)	<ul style="list-style-type: none"> <li>• Common App (Classes of 2025 and 2026)</li> <li>• High schools submit student data to the Illinois Student Assistance Commission (Class of 2027 onward)</li> </ul>	NAU Application

TABLE 2 | Great Admissions Redesign Implementation Grants by Key Decision Points (continued)

DECISION POINTS	CALIFORNIA STATE UNIVERSITY	ILLINOIS	NORTHERN ARIZONA UNIVERSITY
6. Notification	Letter from system office and participating institutions	Notification in Common App and email from participating institutions	Letter from NAU
Admission or Eligibility for Admission	Admission	Admission	Admission
8. Application Process	Application still required for admission	Application still required for admission	An initial application to NAU is required, but a transfer application is not
9. Student Opt-In	Not applicable	Students in the class of 2027 will have to opt in to have their data shared	Not Applicable
10. Application Fees Waived	Yes	Yes	Universal Admissions student do not reapply for transfer, so fee is waived

**State, system, and institutional governance levels are represented across the implementation grantees.**

Admissions redesign can take place at the state, system, and institutional levels, and implementation grant recipients provide examples of each. **California** has a postsecondary governance structure with three public postsecondary education systems: California Community Colleges (CCC), California State University (CSU), and the University of California (UC), facilitating admissions redesign at the **system level**. **Illinois'** Board of Higher Education (IBHE) is a **state level** coordinating board for public postsecondary education that manages the One Click College Admit program, in collaboration with the Illinois Community College Board (ICCB) and the Illinois Student Assistance Commission (ISAC).

In contrast, Arizona's three large universities operate rather independently, despite the Arizona Board of Regent's oversight role, and so the Universal Admissions program at **Northern Arizona University** was adopted at the **institutional level**.

**Two of the three redesigns are supported through state policy.** State or system policy can help to provide political cover to ensure the implementation of admissions redesigns, while also making shifts in response to implementation challenges and lessons learned more difficult. Both the **California**<sup>i</sup> and **Illinois**<sup>ii</sup> state legislatures have passed statutes to support admissions redesign, while **Arizona** has not supported NAU and the participating community colleges in this way.

**The scope of these redesigns do not currently include all postsecondary institutions.** Admissions redesigns often do not include all students, school districts, and postsecondary institutions in the state or system, and this has been the case for all three implementation grantees as well. For **CSU Direct Admissions**, only Riverside County public high schools and 10 of the 22 CSU campuses were involved in the 2024-25 application cycle pilot program. With the passage of Senate Bill 640, the program will be expanded, requiring all public high schools in the state to participate as of January 1, 2026, along with 16 of the 22 CSU campuses. One **Click College Admit** allows individual students across the state to determine whether they will participate and does not include flagship university campuses. Finally, the **Universal Admissions** program has built partnerships with nearly all community college districts in the state through rolling community college adoption over time.

**High school grade point average (GPA) was the most common admissions criteria across implementation grantees.** Admissions redesigns must include admission or eligibility criteria and performance thresholds, which can be common or vary across institutions. In **CSU Direct Admissions**, qualifying high school seniors are those on track to meet college preparatory course requirements with at least a 2.5 GPA. In **Illinois**, the admissions criteria vary across participating institutions, with each institution setting their own GPA requirements. Under **Universal Admissions**, NAU sets their institutional criteria and community colleges are open access.

**Implementation grantees leveraged a state digital platform, financial aid agency, Common App, and traditional application processes to access necessary data.** Individual student high school data is critical for any admissions redesign, and strategies to gain access vary across grantees. The **California College Guidance Initiative (CCGI)** manages CaliforniaColleges.edu, a state-funded comprehensive digital platform offering postsecondary planning tools to students. Riverside County was one of the first to have all transcript data uploaded to CCGI, allowing them to pilot the program. **One Click College Admit** initially gathered student data by encouraging students to individually provide their high school GPA through their Common App profile, but starting with the class of 2027, students who complete an online opt-in form as high school juniors will have their contact information and GPA sent to the Illinois Student Assistance Commission (ISAC) to determine whether they meet the admissions criteria for each participating institution. **NAU** and participating community colleges access student data through their initial application for admission.

**Letters and emails were commonly used to notify students with individual campuses providing additional information.** The **CSU** System proactively notifies students as to which of the participating campuses they are eligible for admission by sending hardcopy letters; individual campuses then follow-up. Students involved in **One Click College Admit** receive an email with offers of admission and an invitation to complete the remaining steps through Common App. Automated emails introducing **Universal Admissions** are sent to students who have applied to NAU but have not been immediately accepted, connecting them with a community college contact.

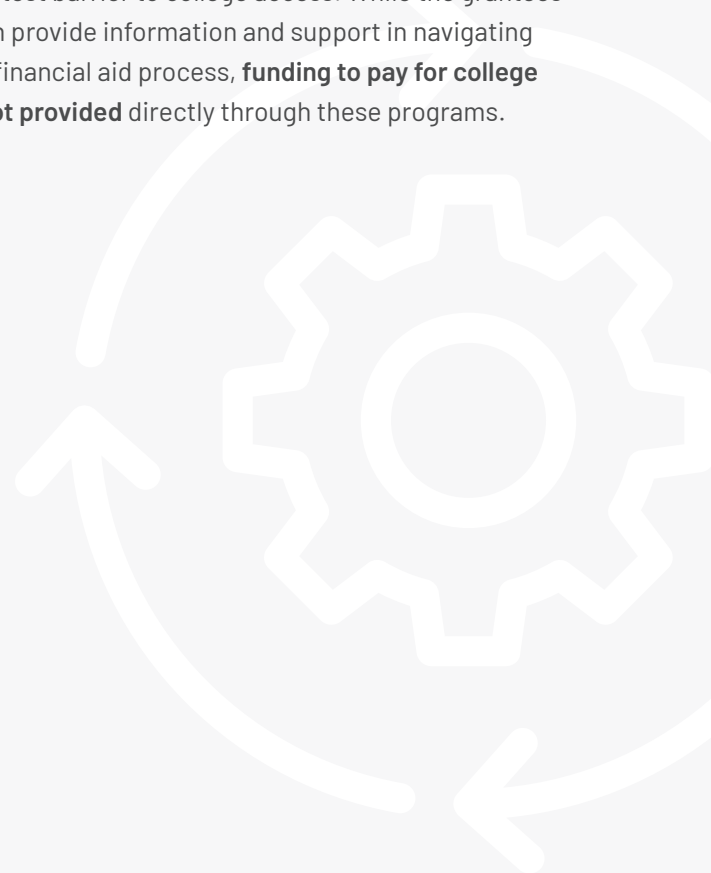
**States, systems, and institutions can either notify students of their admission or their eligibility for admission.** All three implementation grantees notify students of their admission. In California and Illinois, grantees still required students to apply. **CSU** provides admissions criteria to CCGI and requests contact information for students deemed *eligible* based on A-G completion and GPA, and then sends mailers to students *informing them that they are admissible and encouraging them to apply*. In **Illinois**, an offer of admission through One Click College Admit means that the student has been accepted; however they still must complete the information needed through the application process in Common App. Through **Universal Admissions**, every student who applies is either admitted to NAU or guaranteed admission at a later date as a transfer student.

**The application process also varied across implementation grantees.** For **CSU Direct Admissions**, students must still submit applications to the CSUs they are interested in and receive formal acceptance letters, as well as continue to meet minimum GPA requirements and graduate from high school. Students participating in **One Click College Admit** must accept admissions offers by completing the application process for each institution of interest via Common App. Students initiate the **Universal Admissions** process with NAU by applying, but if they start at a community college they do not need to apply for transfer.

**Illinois students will now be required to opt-in to participate in the program.** Issues of student data privacy have led states and systems involved in admissions redesign to consider student opt-in if the necessary academic data is not readily available. Student data privacy was an ongoing issue in **Illinois**, where students starting with the class of 2027 will need to opt-in as high school juniors to have their contact information and GPA sent to the Illinois Student Assistance Commission (ISAC).

**Application fees were waived by all implementation grantees in different ways.** Waiving application fees can eliminate one of many barriers to postsecondary access. Through **CSU Direct Admissions**, students eligible for application fee waivers can apply to up to four participating campuses free of charge. In **Illinois**, application fees are waived for all students, as well as essays and letters of recommendation. **NAU** has eliminated transfer applications for students in Universal Admissions, thereby eliminating the associated fees.

While eliminating application fees can be helpful, the cost of a higher education is still one of, if not the greatest barrier to college access. While the grantees each provide information and support in navigating the financial aid process, **funding to pay for college is not provided** directly through these programs.



## SUPPORT FOR AND COMMUNICATIONS ABOUT ADMISSIONS REDESIGN

It is also critical to consider the ways in which the grantees have addressed two additional decision points: 1) **providing support for the redesign** and 2) **communicating about the redesign with the broader community**. In order to successfully adopt and implement an admissions redesign, states, systems, and institutions undertaking this type of reform need to support those engaged in the work, as well as develop systems to measure its impact to ensure ongoing evaluation and continuous improvement. Further, state or system postsecondary agencies need to make sure that not just high school students, but also postsecondary institutions, school districts, and other related state agencies are aware of the changes in the admissions process and their role in the reform. Each grantee's approach to providing support for and communications about the redesign varied, and are explored in the discussion below.

### SUPPORT FOR THE REDESIGN

The adoption and implementation of an admissions redesign can be supported through a central manager or team to coordinate the effort, collaboration across stakeholders and practitioners participating in the redesign, and systems to measure related student outcomes. More specifically, the implementation grantees:

- **Designated a point person to manage the redesign efforts:** They reported the value in having a point person or team at the state, system, and/or institutional levels who could devote their attention to coordinating the many aspects of the adoption and execution of the redesign.
- **Utilized regular meetings with key stakeholders to support the implementation of the redesign:** These meetings included individual campus representatives, technology vendors, and K12 partners to discuss and manage aspects of the initiatives.

- **Highlighted the value in holding meetings for stakeholders in different postsecondary administrator roles (e.g., financial aid, admissions, enrollment) to support collaboration and problem solving:** In some cases, these meetings had already been organized and were slightly repurposed; in others they were created in response to the redesign.

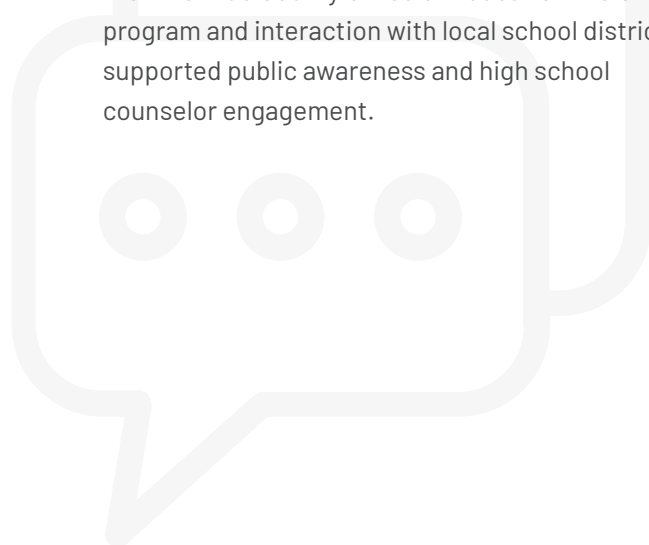
**Further, redesign initiatives should include systems for data collection and evaluation, which was still a work in progress for most implementation grantees.** States, systems, and/or institutions need to be able to track which students: receive offers of admission through the program, complete the application process, and subsequently enroll and matriculate in participating postsecondary institutions as a result. In California, for instance, individual CSUs, K12 partners, and the system office can all track various student metrics to evaluate the success of the reform from their perspectives. In Illinois and at NAU, systems were still in the process of development to track student outcomes.

## COMMUNICATIONS ABOUT THE REDESIGN

Awareness campaigns about the admissions redesigns were also being refined across the implementation grant recipients. Several trends and issues were identified, including the following:

- Implementation grantees used multiple communications strategies to inform stakeholders about the admissions redesigns.** Both Illinois and CSU developed *webinars* to share information about the admissions redesigns. Communication about the CSU and Riverside County Direct Admissions Pilot also utilized *print materials* coordinated by the CSU System office. In Illinois, state and system leaders have worked on a *marketing campaign* to encourage students, families, and high school practitioners to take advantage of One Click College Admit. Communications in Arizona has been more limited as it is an institutional redesign and did not include proactive notification to students outside of those who had already applied to NAU.
- There remained a lack of public awareness in some cases about the admissions redesign, including among high school counselors.** Participants involved in Universal Admissions at NAU emphasized a lack of public awareness. In speaking with high school counselors in both Arizona and Illinois, respondents were often unfamiliar with the admissions redesigns, but excited about the opportunity for students and interested in learning more. With the CSU program, the Riverside County Office of Education’s role in the program and interaction with local school districts supported public awareness and high school counselor engagement.

- Multiple related admissions redesigns also caused confusion.** In some cases, there are multiple admissions redesigns to help students access a postsecondary education or transfer from a two- to a four-year institution, which can create confusion. At NAU, for instance, there were reportedly misunderstandings about how Universal Admissions differs from existing programs like the [2NAU](#), a program that similarly partners with community colleges to offer students an easier transfer pathways to earn a bachelor’s degree. With both CSU’s Direct Admissions and Illinois’ One Click College Admit, the grantees developed multiple versions of the redesign as the work developed over time, requiring additional communications as the redesign shifted.



## EARLY STUDENT OUTCOMES: ANALYSIS ACROSS GRANTS

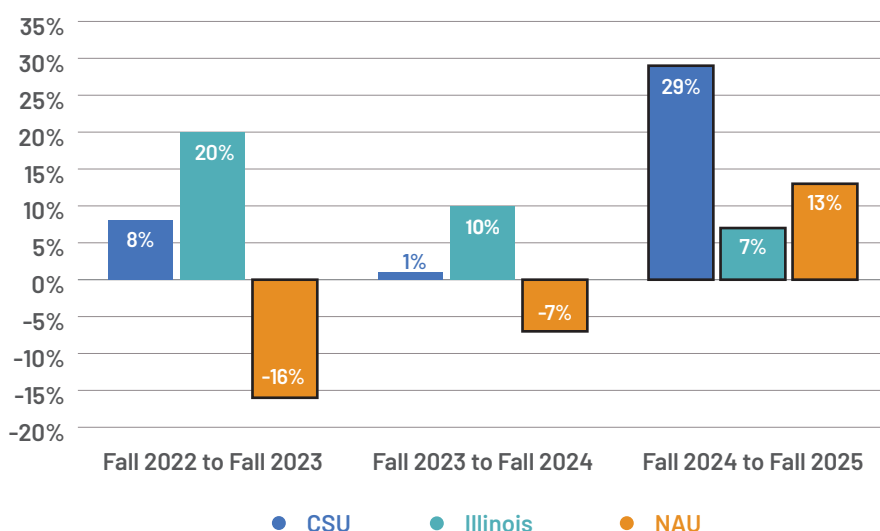
While each grantee’s admissions redesign is still in the early phases of implementation, it is helpful to take a preliminary look at key desired outcomes of these initiatives.

This section offers an analysis of those early outcomes by providing the year-over-year percent change in applications, admissions, and enrollments of target populations<sup>iii</sup> across the three implementation grantees for the cohorts of students starting in the fall 2022 through fall 2025. Percent changes are shown because each grantee’s admissions redesign operates on a different scale, making raw counts of students not directly comparable. Percent changes instead allow for meaningful comparisons of trends and trajectory.

It is important to note that grantees are in different stages of implementation, given the different launch timelines. NAU’s Universal Admissions program launched first, being offered as a pilot with one community college partner for students beginning in fall 2023 and then expanded to partnerships with multiple community college partners for the next cohort of students. CSU’s Riverside County Direct Admissions Pilot launched in fall 2024 for students applying for fall 2025 admission. Illinois’ One Click College Admit also began for Illinois students enrolling in fall 2025, but the initiative launched mid-cycle in January 2025. As a result, each grantee’s data captures a different early window of implementation, and findings should be interpreted accordingly.

**Applications increased immediately following the launch of the admissions redesign at CSU, while NAU and Illinois saw a more modest early impact.** As shown in Figure 1, CSU saw the most striking growth in applications following the launch of its Riverside County Direct Admissions Pilot, with applications from Riverside County students increasing 29% between fall 2024 and fall 2025. This was the largest single-year gain in the period examined, and a sharp acceleration from the modest growth of 1–8% in prior years. At NAU, applications rebounded by 13% in fall 2025 following two years of declines of 16% and 7%, suggesting that the expansion of Universal Admissions to additional community college partners may be contributing to renewed student interest. In Illinois, applications from Illinois students grew by 7% between fall 2024 and fall 2025, while total applications remained flat over the same period (not pictured). Given that the program did not launch until January 2025, after many students had already submitted applications, Illinois might expect stronger effects on application volume in years when One Click College Admit is fully operational earlier in the admissions cycle.

**FIGURE 1 | Percentage change in applications of target populations for each grantee, 2022 – 2025**

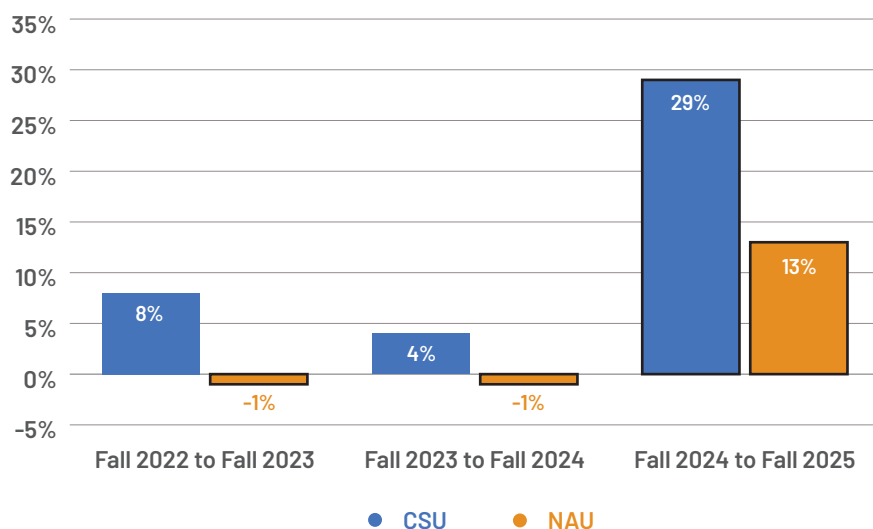


Note: In the graph, years impacted by each implementation grantee’s admissions redesign have a thick black outline to help distinguish them from years prior to implementation. CSU application counts are not deduplicated, meaning the same individual may be counted more than once across campuses.

**Admissions grew considerably at CSU and NAU when Universal Admissions pathways are included, reflecting the core goals of each redesign.** As shown in Figure 2 below, admissions from Riverside County grew by 29% between fall 2024 and fall 2025 at CSU campuses involved, mirroring the growth in applications and reflecting the pilot’s goal of proactively identifying eligible students and encouraging their applications. At NAU, when Universal Admissions pathways with a community college are included alongside admissions among students directly accepted to the University, admissions were relatively stable from fall 2023 to fall 2024, a period during which applications were still falling substantially.

The next year (fall 2024 to fall 2025), admissions grew 13%, matching the growth in applications over the same period. Notably, in absolute terms, total admissions inclusive of Universal Admissions in fall 2024 and fall 2025 effectively matched total applications (meaning virtually every student who applied received an offer of admission through one pathway or another), a direct reflection of the program’s goal of ensuring no applicant is denied a postsecondary pathway. Admissions data was not available for Illinois.

**FIGURE 2 | Percentage change in admissions of target populations for each grantee with data available, 2022 – 2025**

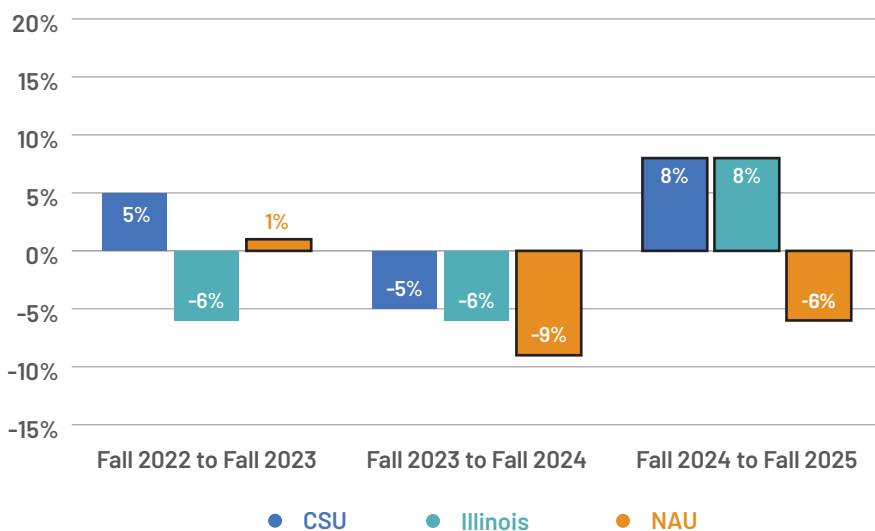


Note: In the graph, years impacted by each implementation grantee’s admissions redesign have a thick black outline to help distinguish them from years prior to implementation. Admissions data was not available for Illinois. CSU admission counts are not deduplicated, meaning the same individual may be counted more than once across campuses.

**Enrollment outcomes were more modest across all three grantees in the early implementation period, pointing to the ongoing work needed to convert admissions offers into matriculation.** As shown in Figure 3 below, enrollment gains following the launch of admissions redesigns were positive but modest across grantees. At CSU, total enrollments from Riverside County grew 8% between fall 2024 and fall 2025, recovering from a 5% decline the prior year. In Illinois, total enrollment at participating institutions also rose by 8% in fall 2025 following two years of decline.

At NAU, total enrollment including Universal Admissions pathways increased marginally in fall 2023 (the pilot year). In the next two years, when the admissions redesign was expanded to other community colleges, total enrollment including UA declined, but it's notable that the 6% decline seen in fall 2025 is a more modest decline than the 9% drop in enrollment directly into NAU, excluding Universal Admissions students (not pictured). This difference suggests that Universal Admissions is helping to encourage students who might otherwise not have enrolled. Across all three grantees, the gap between strong growth in applications and admissions on one hand and more modest enrollment gains on the other reflects the challenges of converting admitted to enrolled students. More discussion of those challenges is included in each grantee's implementation and outcomes profile.

**FIGURE 3 | Percentage change in enrollment of target populations for each grantee, 2022 – 2025**

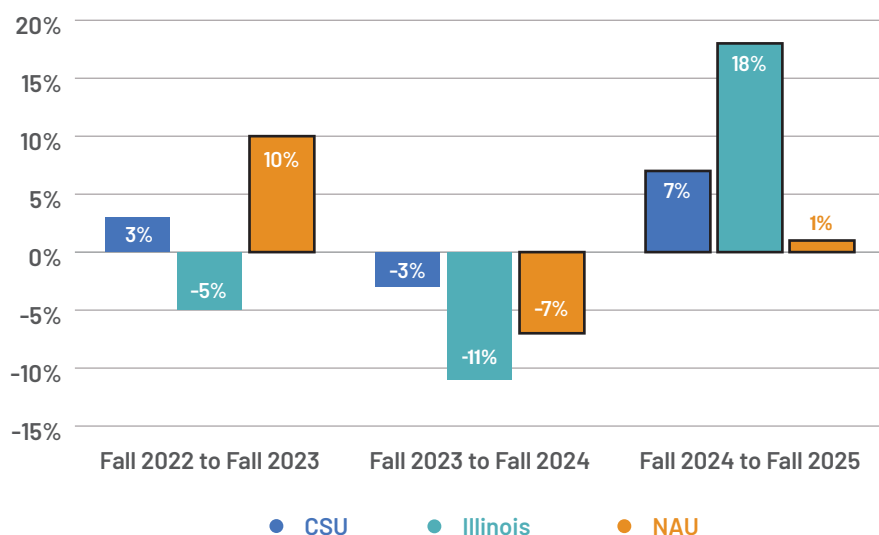


Note: In the graph, years impacted by each implementation grantee's admissions redesign have a thick black outline to help distinguish them from years prior to implementation.

**Enrollment trends among students of color<sup>iv</sup> following the launch of admissions redesigns were mixed across grantees, with Illinois showing the most notable gains.** Given that improving equity in access to postsecondary institutions is a shared goal across all three implementation grantees, this analysis focuses on enrollment patterns among students of color. As shown in Figure 4, Illinois saw the strongest growth in the enrollment of students of color, increasing 18% from fall 2024 to fall 2025. At CSU, enrollments of students of color from Riverside County grew 7% between fall 2024 and fall 2025, recovering from a 3% decline the prior year.

At NAU, enrollment among students of color including those admitted through the Universal Admissions pathway grew substantially in the pilot year (10% in Fall 2023), but declined in the first year of expanded implementation (7% drop in fall 2024). Enrollment of students of color rebounded in fall 2025, increasing modestly by 1%. While the level of change varies across grantees, the positive direction of most of these trends in the early years of implementation is an encouraging signal.

**FIGURE 4 | Percentage change in enrollment of students of color from target populations for each grantee, 2022 – 2025**



Note: In the graph, years impacted by each grantee's admissions redesigns have a thick black outline to help distinguish them from years prior to implementation.

## CONCLUSIONS

The three Great Admissions Redesign implementation grantees each provide examples of innovations to improve student access to a postsecondary education. The decisions that they each made in the adoption and implementation of their reforms reflected their local context and policy environment, as well as whether they were operating at the state, system, or institutional levels. This study gathered lessons learned from the early stages of the implementation of the redesigns as the work is still in progress and will continue to expand over the next several years. Nevertheless, early student outcomes data shows encouraging signals regarding application, admission, and enrollment rates.

## Acknowledgments

This research was made possible with the generous financial support of Lumina Foundation. We want to thank Lumina Foundation’s team for their ongoing input and feedback, especially Melanie Heath, Ph.D. and Wendy Sedlak, Ph.D. We also want to thank the research advisory team and those who participated in data collection activities in Arizona, California and Illinois for their assistance. Many colleagues at Research for Action contributed to this report, including project team members Kri Burkander, Ph.D., Mark Duffy, Molly Pileggi, and Alita Robinson, as well as Kim Glassman, project advisor.



Lumina Foundation is an independent, private foundation in Indianapolis committed to making opportunities for learning beyond high school available to all. We envision higher learning that is easy to navigate, addresses racial injustice, and meets the nation’s talent needs through a broad range of credentials. We are working toward a system that prepares people for informed citizenship and success in a global economy.

### ENDNOTES

<sup>i</sup>In California, Senate Bill 640 was passed in October 2025, taking effect in January 2026. All public high schools will participate in the 2027-28 application cycle, with 16 of the 22 CSU campuses participating in the statewide initiative.

<sup>ii</sup>In Illinois, state legislature passed the [Public University Uniform Admission Pilot Program Act](#) in 2020, providing guaranteed admissions to participating public universities for students who completed the minimum college preparatory material for the institution, satisfied the ACT or SAT assessment requirements, and graduated in the top 10% of their high school class. In 2022, the law was expanded to guarantee admissions to the state’s community college transfer students who met performance thresholds. In 2025, after overcoming political hurdles related to student data privacy, the Illinois General Assembly passed the [Public University Direct Admission Program Act \(HB3522\)](#), allowing students to opt into having their contact information and GPA sent to the Illinois Student Assistance Commission (ISAC) by their high schools or community college; ISAC will then determine whether participating students meet the admissions criteria for each participating institution.

<sup>iii</sup>The CSU initiative targeted students from Riverside County seeking enrollment at ten institutions: Channel Islands, Chico, East Bay, Humboldt, Maritime Academy, Monterey Bay, San Bernardino, San Francisco, San Marcos, and Sonoma. Enrollment data was not available for East Bay, Maritime Academy, and Sonoma campuses due to small sample sizes (less than 10 students), so those three campuses are thus excluded from this analysis. The Illinois initiative targeted Illinois students seeking enrollment at the following institutions: Chicago State University, Eastern Illinois University, Governor’s State University, Northeastern Illinois University, Northern Illinois University, Southern Illinois University – Carbondale, Southern Illinois University – Edwardsville, and Western Illinois University. The NAU initiative targeted all students seeking enrollment at NAU and launched in partnership with multiple community college districts for fall 2024.

<sup>iv</sup>Students of color includes students identified as American Indian or Alaska Native, Asian, Black or African American, Hispanic/Latino, Native Hawaiian or Other Pacific Islander or Two or More Races. Excluded are students identified as White or an International Student (since race / ethnicity is unknown in the latter case).